



Transportation Equipment Supply Co.

8106 Hawthorne Drive - Erie, PA 16509

www.tescotools.com

T52080

100 PSI Glycerin Filled Cab Gauge (With snubber for fuel oil pressure readings) for GE Locomotives

TESCO has been supplying these gauges to customers who have been complaining about short life original equipment gauges. With hundreds of gauges in service, we have not received one complaint. All gauges are 4"
Front Flange mounted with 1/4" NPT lower back male connections.

T52080 - 0-100 PSI Heavy Duty Gauge with snubber (for fuel oil pressure readings). Compares with heavy duty gauge GE offers via Part# 41A304638P1.



T52081

200 PSI Glycerin Filled Cab Gauge (Without snubber for lube oil pressure readings) for GE Locomotives

TESCO has been supplying these gauges to customers who have been complaining about short life original equipment gauges. With hundreds of gauges in service, we have not received one complaint. All gauges are 4"
Front Flange mounted with 1/4" NPT lower back male connections.

T52081 - 0-200 PSI Heavy Duty Gauge without snubber (for lube oil pressure readings). Compares with heavy duty gauge GE offers via Part# 41A304641P1.



T52082

60 PSI Glycerin Filled Cab Gauge (Without snubber for turbocharger pressure readings) for GE Locomotives



TESCO has been supplying these gauges to customers who have been complaining about short life original equipment gauges. With hundreds of gauges in service, we have not received one complaint. All gauges are 4" Front Flange mounted with 1/4" NPT lower back male connections.

T52082 - 0-60 PSI Heavy Duty Gauge without snubber (For Turbocharger pressure readings).

T55981

Brush Pig-Tail Retaining Bolt T-Wrench



T57490

Knuckle Lifter



This lifter hooks into the cored hole on the Knuckle bottom first. It is then held upright so it rests against the stops on the lifter and the top hook is lowered into the top hole. It can then be lifted by the chain.

T57500

Lifter for Type "F" Car Coupler



This lifter is used by first pulling the trigger to adjust the handle out of the way so that the lifter can be inserted onto the lip of the coupler. Once it is inserted the handle is pulled tight and can be lifted by the chain. To loosen the lifter on the part, the trigger is pulled and the handle pushed forward. It can now be removed. This lifter is for use on bottom operated draft gears only.

T57510

BN Yoke Lifter



T57760

F Pattern Coupler Spring Pack Lifter



The lifter is simply placed over the spring pack until it bottoms. It is then lifted by the shackles on top so that the cam toward the bottom of the lifter goes over center and tightens on the spring pack. Once the weight is taken off, the lifter can be picked up and taken away.

T57960

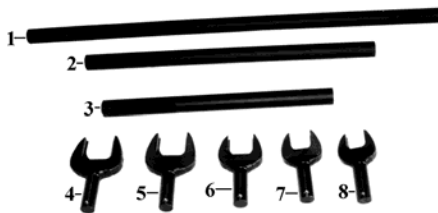
Anti-Creep Tool



T58111

Trainline Hose Wrench Kit

This kit contains the various wrenches necessary to service trainline hoses. Special sizes are also available.




T58110 Kit Includes:

- 1 36" Handle
- 2 24" Handle
- 3 18" Handle
- 4 2 5/16" Adapter
- 5 2 3/16" Adapter
- 6 1 7/8" Adapter
- 7 1 1/2" Adapter
- 8 1 3/8" Adapter

T58190

Hopper Car Door Operator (1-1/2" Sq. Drive)



These operators are equipped with 1 1/2" square female drives and can be built to specific lengths by adding an inch suffix to the parent number. Suppose you want an operator 37" overall length - order T58190-37. These operators can be driven by conventional air motors and impact wrenches.

T58400

Wiper Motor End Cap Box Wrench

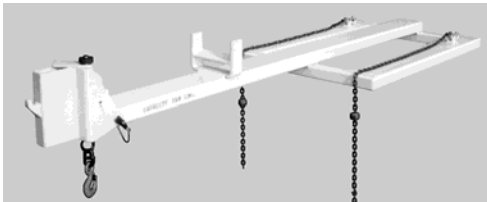
This wrench fits the irregular sized end caps of windshield wiper motors for removal or installation.



T58511

Fork Lift Draft Gear Manipulator


This tool was developed to enable fork lift trucks to install draft gears to disabled cars. A removable end attachment will also load couplers - for details contact TESCO.



T58721

Top Operated Drawbar "C" Hook Lifter

This lifter is connected to the operator with a slip pin & secured with a safety pin.



T58920-WC

Trainline Hose Wrench w/cheeks



T58950

Handhold Straightener



T58960

Handhold Straightener



T58970

Truck Side Aligner



T59200

Broken Brake Shoe Key Removal Tool For Various Locomotives



These punches are equipped with a knurled handle to ensure a good grip as well as an oversized striking surface. The ends are machined to accommodate the Brake Shoe Keys.

Caution: Wear safety glasses when striking.

T59480

Punch With Handle

This tool incorporates a tapered punch onto a knurled handle to allow striking in tight places without danger of a machinist hitting one's hand. Commonly used for removing rivets and huck bolts on cars.



T59741


Signal Battery Lifter With Cross Handle



This lifter was developed to safely assist a machinist in the job of lifting and transporting signal batteries. A handle is attached to allow two machinists to lift the larger and heavier batteries, greatly reducing the risk of injury and lifting related stresses. Two nylon straps secure the battery on the lifter, and the handle is adjustable both horizontally and vertically to suit different preferences and assure comfort. It comes complete with directions for use and various battery information. (Weight and longevity)


T60190

Vertical Float Fuel Level Sensor




T60200

Houston Fuel Switch Tester



T62560

Rail Car Grate Lifter



The two machined claws fit in between the grate's perforations. Depressing the handle opens the claws to retain the grate as it is lifted.

T62730

Snyder Fuel Fill Neck Installation / Removal Tool



The Snyder Fuel Fill Neck Fixture wrench provides safe operation and ensures undamaged installation of new fill necks. It has a 1" square drive input and the three removal bolts screw into the bottom of the fixture after use to ensure they are not lost between applications.

T62890

Cotter Pin Punch Bar



T63371

Horizontal Knuckle Lifter



T63400

BN Check Valve Alignment Tool



T63900

'E' Coupler Lifter



T66391

Under the Hook Load Limiter Alarm



This compact and lightweight device can be placed between the crane hook and the object being lifted. Highly visible flashing LED panels illuminate when the pre-set load is reached. This load limit is pre-set and can be customized to fit your application.

This alarm provides a visual warning to the crane operator prior to lifter damage or safety issues during a lift.

T66451

6" Side Jack Extension

