

Consumable Products For Engine Maintenance

These are the consumable items that we carry to support ordinary engine maintenance and repair functions. These items are all shipped with Material Safety Data Sheets



- 1 [T11431](#) G-N Metal Assembly Paste (Molycote) 1 can = 17.6 oz.
- 2 [T24890](#) LOCTITE Threadlocker 1 can = 50 ml
- 3 [T18981](#) LOCTITE 609 Retaining Compound 1 can = 50 ml
- 4 [T23960](#) LOCTITE Threadlocker 1 can = 50 ml
- 5 [T16400](#) Fel-Pro Copper Compound 2 can = 16 oz.
- 6 [T23950](#) Anti-Seize (9 Oz. Brush-top Can)
- 7 [T21630](#) LUBRIPLATE Petroleum Lubricating Grease 1 can = 14 oz.
- 8 [41A330204P8](#) LUBRIPLATE Petroleum Lubricating Grease 1 can = 14 oz.
- 9 [T16380](#) Scotch 1/2" Thread Sealant and Lubricant 1 roll = 520

PT2000

Pistol Grip Pneumatic Air Motor



T12940

General Puller Set - For GE FDL and Other Miscellaneous Uses



This puller set is used for various maintenance applications on the GE Locomotive. It is useful in pulling tapered bearings, hubs, pulleys and gears.

- 1 [T12840](#) Puller Set with yoke and 28 various threaded adapters
- 2 [T12850](#) Pulley and Gear Puller Set (spread 1 1/2" - 5")
- 3 [T12860](#) Bearing Separator 2 3/8" diameter
- 4 [T12870](#) Bearing Separator 4 3/8" diameter
- 5 [T12880](#) Bearing Separator 5 7/8" diameter
- 6 [T12950](#) Storage Box

T15930

Ratchet Adapter (1/2" Square drive, Y-shank)



T16940

Impact Wrench Set - 1/2" Drive Wrench - For General Stripping Operation



This air impact wrench set can be used for removing miscellaneous hardware from 1/2" to 1". A complete set of deep sockets and flex sockets from 1/2" to 1" and standard sockets from 3/8" to 1" are provided to handle most jobs. All sockets and extensions are impact wrench quality to give long service. The impact wrench operates on shop air of 90 to 100 PSI and will deliver an ultimate torque of 320 lb.ft. This unit is also equipped with an adjustable trigger for various speed applications. A 5 ft. flexible hose with a swivel connector at the wrench end is also furnished, so the wrench can be used in tight places without hose kinking.

Note: This impact wrench will retain its efficiency and give long service when oiled daily. It also provides valuable savings in time when removing components and hardware from the engine.

Note: All sockets are 1/2" drive - 6 point impact quality

T17290


General Purpose Pneumatic Impact Wrench 3/4" Square Drive - 800 FT-LBS



This is a 3/4" square drive impact wrench rated at 800 lb.ft. for intermediate sized bolt removal. It is particularly suited for removal of master rod cap bolts and main frame main bearing side bolts. It is not recommended for bolt tightening.

T17801

Box Wrench Torque Kit - 30-150 FT-LB Wrench - 1/2" to 1" 12 point adapter ends - For Use on All Engines



This kit was assembled to make general engine torque requirements both safer and easier. The kit contains a 30-150 lb.ft. torque handle, 1/2" sq. drive ratcheting head, and 12 point box wrench adapter ends from 1/2" through 1". This set is also available in open end adapters (T17801OE).

- 1 [T16491](#) 30-150 lb. Lb. Torque Handle
- 2 [T15930](#) Ratchet Head (1/2" sq. Drive)
- 3 [T17710](#) Box Wrench Adapter 1/2"
- 4 [T17720](#) Box Wrench Adapter 9/16"
- 5 [T17730](#) Box Wrench Adapter 5/8"
- 6 [T17740](#) Box Wrench Adapter 11/16"
- 7 [T17750](#) Box Wrench Adapter 3/4"
- 8 [T17760](#) Box Wrench Adapter 13/16"
- 9 [T17770](#) Box Wrench Adapter 7/8"
- 10 [T17780](#) Box Wrench Adapter 15/16"
- 11 [T17790](#) Box Wrench Adapter 1"

T17801M

Metric Box End Torque Kit



- 1 [T16491](#) 30-150 lb. Lb. Torque Handle
- 2 [T15930](#) Ratchet Head (1/2" sq. Drive)
- 3 [T17801M-10](#) 10 MM Box End Adapter
- 4 [T17801M-12](#) 12 MM Box End Adapter
- 5 [T17801M-16](#) 16 MM Box End Adapter
- 6 [T17801M-18](#) 18 MM Box End Adapter
- 7 [T17801M-21](#) 21 MM Box End Adapter
- 8 [T17801M-24](#) 24 MM Box End Adapter
- 9 [T17801M-27](#) 27 MM Box End Adapter
- 10 [T17801M-30](#) 30 MM Box End Adapter
- 11 [T17801M-32](#) 32 MM Box End Adapter
- 12 [T17801B](#) Toolbox

T17801MOE Metric Open End Wrench Set



- 1 T16491 30-150 lb. Lb. Torque Handle
- 2 T15930 Ratchet Head (1/2" sq. Drive)
- 3 T17801MOE-10 10 MM Open End Adapter
- 4 T17801MOE-12 12 MM Open End Adapter
- 5 T17801MOE-16 16 MM Open End Adapter
- 6 T17801MOE-18 18 MM Open End Adapter
- 7 T17801MOE-21 21 MM Open End Adapter
- 8 T17801MOE-24 24 MM Open End Adapter
- 9 T17801MOE-27 27 MM Open End Adapter
- 10 T17801MOE-30 30 MM Open End Adapter
- 11 T17801MOE-32 32 MM Open End Adapter
- 12 T17801B Toolbox

T17801-OE Open End Torque Wrench Kit



- 1 T16491 30-150 lb. Lb. Torque Handle
- 2 T15930 Ratchet Head (1/2" sq. Drive)
- 3 T17710-OE Open End Adapter 1/2"
- 4 T17720-OE Open End Adapter 9/16"
- 5 T17730-OE Open End Adapter 5/8"
- 6 T17740-OE Open End Adapter 11/16"
- 7 T17750-OE Open End Adapter 3/4"
- 8 T17760-OE Open End Adapter 13/16"
- 9 T15941 Open End Adapter 7/8"
- 10 T57130 Open End Adapter 15/16"
- 11 T23120 Open End Adapter 1"
- 12 T17801B Toolbox

T18961 Torque Wrench Tester 0-1000 FT-LBS - Universal Input Voltage



This tester is used for testing and calibrating 1/2", 3/4" and 1" drive torque wrenches. It has a Class 1 accuracy of +/- .5% of reading. Torque wrenches can be checked for breaking and tightening torque by using the appropriate side of the torque input shaft. 1/2", 3/4" and 1" input adapters are supplied, and repair service is available.

T19272

Machinist's Hand Tool Kit - For Use On All Engines



This kit was assembled to aid general locomotive maintenance requirements. It has been supplied to shops that require a one part reference for a "General Tool Kit".

T24302

Tool Cart for GE FDL Engines with Mechanical Fuel Systems



This is a complete tool cart with all the tools required for power assembly and turbocharger removal/installation for an engine equipped with a mechanical fuel system. The cart is equipped with 4 wheels (2 with brakes) and hand grips for steering, as well as pick up positions for forklift trucks. A fixture is attached to hook directly to shop air that will provide three additional air outlets. A complete EFI Tool Cart listing is on the next page. Combination Mechanical and EFI Tool Carts are also available.

- | | | | |
|---------|--------------------------------------|--------|--|
| T10402 | Rocker Arm Depressor | T22303 | Compression Tester Set |
| T10892 | Piston Ring Compressor | T22520 | 250 lb. Ft. Torque Wrench |
| T10900 | Piston Support Bar | T23221 | Piston Retainer |
| T10980 | Piston Ring Groove Scraper | T23500 | Turbo Bolt Torque Adapter |
| T10992 | Ring Expander | T52060 | Feeler Gage |
| T11220 | Art Rod Guide Pin | T52051 | Cam Shaft Roller Lifter |
| T11322 | Cam Bearing Spanner Wrench | T18560 | Nozzle Knocker |
| T12300 | Timing Tram Bar | T18592 | Piston & Rod Lifter |
| T12962 | Governor Gap Gage | T18660 | 1 1/8" Socket 3/4" drive |
| T13221 | Cylinder Insert Wrench | T19162 | Turbocharger Lifter |
| T13670 | (2) Cylinder Installation Guide Pins | T50301 | Tool Cart |
| T14062 | Piston Retainer | T19510 | Piston Protector |
| T14582 | Art Rod Pin Bolt Wrench | T20702 | Universal Rack Setting Gage |
| T14740 | Art Rod Pin Retainer | T22040 | Barring Over Tool |
| T14740D | Art Rod Pin Retainer (Double Pin) | T24101 | Pneumatic Torque Kit |
| T14921 | (2) Conn. Rod Bearing Retainer | T15804 | Governor Tail Rod Jack |
| T15110 | Socket 15/16" | T54552 | Cylinder Lifter (Shipped on sep. skid) |
| T15171 | Adapter | T54330 | Master Rod Cap Lifter |
| T15927 | Fuel Line Torque Kit | T54210 | Test Gage Kit |
| T16551 | Master Rod Lifter | T50370 | Inlet Casing Wrench Adapter |
| T17801 | Box Wrench Torque kit Wrench | T18231 | Conn Rod Cap Removing |
| T18230 | 600 lb. Ft. Torque Wrench | T23502 | Turbo Mounting BoltWrench |
| T18250 | 1000 lb. Ft. Torque Wrench | T51750 | Cooling System Test Kit |
| T18411 | Piston Pin Bolt Wrench Adapter | T51431 | Exhaust Manifold Torque |

T24302C

Combination EFI / Mechanical Fuel System Tool Cart for GE FDL Engines



- | | | | |
|---------|---------------------------------------|---------|------------------------------------|
| T10402 | Rocker Arm Depressor | T20702 | Universal Rack Setting Gage |
| T10892 | Piston Ring Compressor | T22040 | Pneumatic Barring Over Tool |
| T10900 | Piston Support Bar | T22303 | Compression Tester Set |
| T10980 | Piston Ring Groove Scraper | T22520 | 250 lb. Ft. Torque Wrench |
| T10992 | Ring Expander | T23221 | Piston Retainer |
| T11220 | Art Rod Guide Pin | T23500 | Turbo Bolt Torque Adapter |
| T11322 | Cam Bearing Spanner Wrench | T23501 | Turbo Mounting Bolt Removal Wrench |
| T12300 | Timing Tram Bar | T23502 | Turbo Mounting BoltWrench |
| T12962 | Governor Gap Gage | T24101 | Pneumatic Torque Kit |
| T13221 | Cylinder Insert Wrench | T50301 | Tool Cart |
| T13670 | (2) Cylinder Installation Guide Pins | T50370 | Inlet Casing Wrench Adapter |
| T14062 | Piston Retainer Adapter | T51432 | Exhaust Manifold Flange |
| T14582 | Art Rod Pin Bolt Wrench | T51750 | Cooling System Test Kit |
| T14740 | Art Rod Pin Retainer | T52051 | Cam Shaft Roller Lifter |
| T14740D | Art Rod Pin Retainer (Double Pin) | T52060 | Feeler Gage |
| T14921 | (2) Conn Rod Bearing Retainer | T54210 | Test Gage Kit |
| T15110 | Socket 15/16" | T54330 | Master Rod Cap Lifter |
| T15171 | Adapter Adapter | T54441 | Camshaft Section Wrench |
| T15804 | Governor Tail Rod Jack skid) | T54552 | Cylinder Lifter (Shipped on sep. |
| T15926 | Fuel Line Torgue Kit | T54931 | Fuel Line Torque Wrench |
| T15927 | Fuel Line Torque Kit Wrench | T55570 | Exhaust Manifold Elbow Torque |
| T16551 | Master Rod Lifter Gage | T55971 | Pushrod Height Adjustment |
| T17801 | Box Wrench Torque kit | T55991 | Camshaft Segment Lifter |
| T18230 | 600 lb. Ft. Torque Wrench | T56031 | Tappet Rod Holder |
| T18231 | Conn Rod Cap Removing Wrench | T56051 | Tappet Nut Torque Wrench Kit |
| T18250 | 1000 lb. Ft. Torque Wrench (Pressure) | T57140 | 1 1/2" Torque Adapter (Low |
| T18411 | Piston Pin Bolt Wrench Left | T57150L | Fuel Roller Retaining Plate - |
| T18560 | Nozzle Knocker Right | T57150R | Fuel Roller Retaining Plate - |
| T18593 | Piston & Rod Lifter | T57160 | 7mm Nut Runner |
| T18660 | 1 1/8" Socket 3/4" drive | T57161 | 5mm Nut Runner |
| T19162 | Turbocharger Lifter | T58160 | Cam Section Bolt Speeder |
| T19510 | Piston Protector | T58440 | Barring Arbor |

T24303

Tool Cart for GE FDL EFI Engines



-
- T10402 Rocker Arm Depressor
 - T10892 Piston Ring Compressor
 - T10900 Piston Support Bar
 - T10980 Piston Ring Groove Scraper
 - T10992 Ring Expander
 - T11220 Art Rod Guide Pin
 - T12300 Timing Tram Bar
 - T13221 Cylinder Insert Wrench
 - T13670 (2) Cylinder Installation Guide Pins
 - T14062 Piston Retainer
 - T14582 Art Rod Pin Bolt Wrench
 - T14740 Art Rod Pin Retainer
 - T14921 (2) Conn Rod Bearing Retainer Wrench
 - T15110 Socket 15/16"
 - T15171 Adapter
 - T15926 Fuel Line Torque Kit
 - T16551 Master Rod Lifter Wrench
 - T17801 Box Wrench Torque Kit
 - T18230 600 lb. Ft. Torque Wrench Pressure)
 - T18250 1000 lb. Ft. Torque Wrench
 - T18411 Piston Pin Bolt Wrench Right
 - T18560 Nozzle Knocker Left
 - T18592 Piston & Rod Lifter
 - T19162 Turbo Lifter Adapter
 - T50301 Tool Cart
 - T19510 Piston Protector
 - T22040 Pneumatic Barring Over Tool
 - T57160 7mm Nut Runner
 - T56030 Tappet Rod Holder
 - T22303 Compression Tester Set
 - T22520 250 lb. Ft. Torque Wrench
 - T23221 Piston Retainer
 - T23500 Turbo Bolt Torque Adapter
 - T52060 Feeler Gage
 - T52051 Cam Shaft Roller Lifter
 - T24101 Pneumatic Torque Kit
 - T54551 Cylinder Lifter
 - T54330 Master Rod Cap Lifter
 - T54210 Test Gage Kit
 - T50370 Inlet Casing Wrench Adapter
 - T18231 Conn Rod Cap Removing Wrench
 - T23501 Turbo Mounting Bolt Removal Wrench
 - T51750 Cooling System Test Kit
 - T54931 Fuel Line Torque Wrench
 - T51431 Exhaust Manifold Flange Adapter
 - T55570 Exhaust Manifold Elbow Torque Wrench
 - T56051 Tappet Nut Torque Wrench Kit
 - T57140 1 1/2" Torque Adapter (Low Pressure)
 - T55971 Pushrod Height Adjustment Gage
 - T57150R Fuel Roller Retaining Plate - Right
 - T57150L Fuel Roller Retaining Plate - Left
 - T57161 5mm Nut Runner
 - T54441 Camshaft Section Wrench
 - T55991 Camshaft Segment Lifter
 - T58160 Cam Section Bolt Speeder
 - T58440 Barring Arbor
 - T18660 1 1/8" Socket

T50041

Air Control Kit - For Various Pneumatic Kits



T51750

Cooling System Test Kit for GE and EMD Engines



This kit is designed to introduce 20 PSI water pressure to the cooling system via the water tank fill neck. The fill neck pressure fixture is placed on the fill neck the same as the locomotive pressure cap and a spring is then compressed to ensure a positive seal at 20 PSI. Other pressures can be utilized depending on railway mechanical specifications from 0-25 PSI. House water is connected to regulator kit with the inlet valve closed, the dump valve closed and the pressure regulator backed off (minimum spring pressure). The inlet valve is then opened and pressure increased by the regulator to 20 PSI. Once the system is charged, the inlet valve is closed. Pressure should be maintained, otherwise a leak in the system is present.

NOTE: Sufficient time should be allowed for the system to be charged - if inlet valve is closed and the gage immediately reads less than 20 PSI, the system is not charged. Open inlet valve and finish charging system. If leaks are indicated, a full system inspection is required including an engine crankcase inspection. Once the test is complete, with the inlet valve closed, back off the pressure regulator to minimum spring pressure and open the dump valve to release the water under pressure. Direct the water away from all personnel by holding and directing the dump hose. Once the gage reads "0" and all flow is stopped, the fill neck pressure fixture can be removed. First reduce the spring pressure and then remove the fixture from the fill neck. The pressure regulator provides a range of 0-27 PSI water pressure and the fill neck pressure fixture spring rate was adjusted to relieve at 27 PSI.

T51750 - GE/EMD Cooling System Test Kit

[T51760](#) Water Regulator Kit

[T51780](#) GE Fill Neck Pressure Fixture

T51780 - Fill Neck Pressure Fixture

[T51850](#) Tangs (3)

[T51860](#) Gasket

[T51870](#) Screws (6)

T51760 - Water Regulator Kit

[T51800](#) Inlet Valve

[T51790](#) Water Regulator

[T51820](#) 1/2" Pipe Cross

[T51830](#) Pressure Gage (0-60 PSI)

[T51840](#) 1/2" Nipple

[T51800](#) Dump Valve


[T51810](#) Dump Hose

[T16040](#) Hose

[T50150](#) Cage

T51780

Fill Neck Pressure Fixture for GE & EMD Engines



T51780 - Fill Neck Pressure Fixture

1 [T51850](#) Tangs (3)

2 [T51860](#) Gasket

3 [T51870](#) Screws (6)

T51780-3/4

GE Fill Neck Pressure Fixture w/3/4" Fittings for Cooling System Tester



T54121

GE Dynamic Brake Grid Wrench - One 15/16" Box End and One 15/16" Ratcheting Box End



T54910

Machinist's Hand Tool Cart



This tool cart was developed to aid machinists with transport of their small tools and parts to the locomotive service location. It is equipped with four 8" wheels, two fixed and two swivel. Under the push handle is located a tray to accommodate paper wipe towels.

T55570

Exhaust Manifold to Cylinder Torque Wrench Kit - GE FDL Engines




This torque kit consists of a preset torque handle set at 145 lb.ft. and a special torque adapter which is terminated with a 5/8" 12 point adapter. This is for torquing the bolts only, as the preset torque handle is a precision instrument. To break the exhaust manifold bolts loose use the T57600 Handle with the T51432 5/8" 12 point adapter.

- 1 [T55570W](#) Pre-set Torque Handle (100-300 lb. Ft.) set at 145 lb. Ft.
- 2 [T55571A](#) Exhaust Manifold Adapter (5/8" 12 point)
- 3 [T57600](#) Exhaust Manifold Removing Tool
- 4 [T51432](#) Exhaust Manifold Adapter (5/8" 12 point) for use with the T57600 Handle

T57580

Torque Adapter Set - (3/4" male square, 1/2" through 1 1/4" male hex) 12 Adapters In Set



This adapter set contains 12 adapters from 1/2" through 1-1/4" which are terminated with a 3/4" square drive that inserts into torque analyzers. They are used to verify torque on various torque wrench box end and socket applications. It comes complete with an aluminum stand for storage of each adapter.

T57911

Electronic Torque Analyzer for Pneumatic and Hydraulic Wrenches - 25 to 4000 FT-LBS - Universal Input Voltage



This torque analyzer has a range of 25-4000 lb.ft. with an accuracy of .1%. It can also be used for manual torque wrenches and other torquing devices. Reaction arms to accommodate the T22020 and T16050 Air Motors come with the unit, and special brackets can be fabricated on request. Two knurled fasteners hold the reaction arms in place and allow for sliding to custom positions.

T63200

Equipment Blower Lifting Attachement for "C" Frame Manipulator - GE D9, GEVO, and AC4400



This appliance is used to lift the equipment blowers out of GE locomotive cabs. The safety pin is installed through the appliance into the blower and locked. The load is leveled with the "C" Frame Ram.

T63200SAA

Extended Reach GEVO Traction Motor Blower Lifter - With Stand and Appliance



This lifter was designed to allow for a longer reach into the locomotive cab in order to remove and install the traction motor blowers on GEVO locomotives. It features the same hydraulic manipulation arm found on our standard T57170 "C" Frame Manipulator. The lifter design also features a counterweight which enables the lifter to stay level in both the loaded and unloaded state. It comes complete with the Blower Motor Appliance and Storage Stand.

T66281M

WABCO Manual Air Compressor Valve Cap and Cage Tool Set



Torque Wrenches For General Maintenance



- 1 [T59810](#) Torque Screwdriver 4-36 In-LB
- 2 [T18220](#) 3/8" Drive Ratcheting Torque Wrench (10-75 Ft. lbs)
- 3 [T20710](#) 3/8" sq. drive 50-250 lb. In. torque wrench
- 4 [T16491](#) Y Shank (.560") Adjustable Torque Handle (30-150 Ft. lbs)
- 5 [T54930W](#) 45-220 lb. Ft. torque handle (spigot drive)
- 6 [T16492TECH](#) X Shank (.735") Adjustable Digital Torque Handle (25-250 Ft. lbs)
- 7 [T-200T-I](#) Y Shank (.560") Pre-Set Torque Handle (45-200 Ft. lbs)
- 8 [T22520](#) 1/2" Drive Ratcheting Torque Wrench (30-250 Ft. lbs)
- 9 [T-300T-I](#) X Shank (.735") Pre-Set Torque Handle (100-300 Ft. lbs)
- 10 [T18230](#) Torque Wrench - 3/4" Ratchet Style Square Drive 100-600 FT-LB
- 11 [T18250](#) Torque Wrench, 0-1000 Lb.Ft., 1" Square Drive